


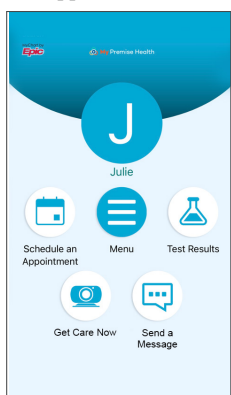
# How to and which appointment type to schedule at Scioto Advantage Health & Wellness Centers.

Follow these steps to schedule your appointment using the My Premise Health app or online at [mypremisehealth.com](http://mypremisehealth.com).

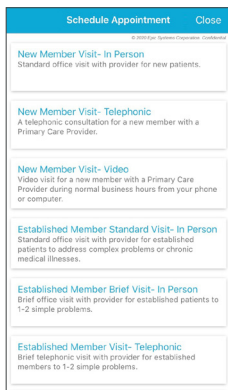


**1** Log in to your My Premise Health account with your username and password. If you don't have an account, you can create one using the "Sign Up Now" option.

For support, call your wellness center, email [mypremisehealthsupport@premisehealth.com](mailto:mypremisehealthsupport@premisehealth.com) or visit [mypremisehealth.com](http://mypremisehealth.com) and click "Contact Support" for assistance.



**2** In the dashboard, select "Schedule an Appointment."



**3** Select your desired appointment type from the available options.

## What Appointment Type Should I choose?

### Provider (Physician, Nurse Practitioner) Visits:

**New Member:** If you are new and have not received care before at a Scioto Advantage center (in-person, video or telephonic)

**Established Member:** If you have received care at a Scioto Advantage center (in-person, video or telephonic)

**Provider Wellness:** Follow up to your HRA to receive results (in-person, video or telephonic)

**Physical:** Your annual physical (in-person only)

**Assisted Virtual:** A virtual provider visit facilitated by on-site nurse assistance

**Allergy Injection:** An appointment for existing allergy injection patients.

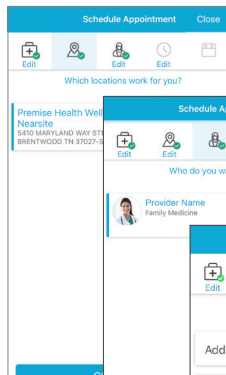
**Wellness Coaching:** A virtual visit with a centralized health coach

### Nurse Only Visits:

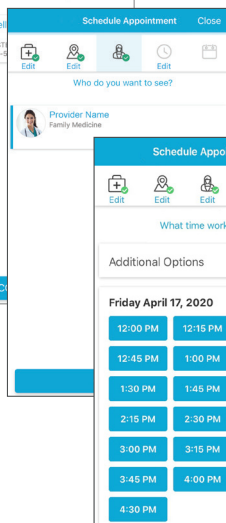
**Lab Only:** A lab visit (Premise or Outside Provider ordered)

**Biometric Screening:** Annual Health Risk Assessment (HRA) blood draw and biometric screening.

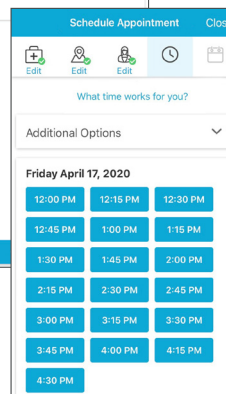
**4** Answer all coronavirus questions and any additional questions that correspond to your visit.



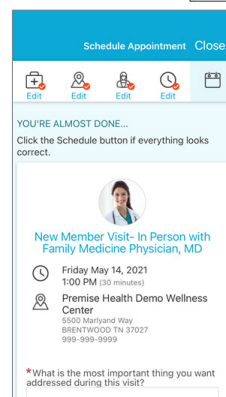
**5** Choose your location.



**6** Choose a provider.



**7** Select a preferred date and time for your visit.



**8** Confirm appointment details. In the specified box, please provide any information you'd like your provider to know, such as questions or symptoms you may have. If this is your first time scheduling through the portal, you may be prompted to verify personal information before confirming appointment details.

**9** Your appointment is confirmed. Plan to arrive at Scioto Advantage Health & Wellness Center at your scheduled time. eCheck-In is not required for in-person appointments, but you may complete the process if you would like.

